

## The New Mercury V-8 4.6L Verado Raising the Bar. *Again!*



THE ALL-NEW

# 250-300hp Verado®

### REFINED POWER, PERFORMANCE AND EFFICIENCY

- Ample torque from class-leading 4.6L displacement V-8 powerhead
- Superior hole shot and acceleration from Transient Spark technology
- Range-maximizing fuel economy through Advanced Range Optimization calibration
- Unrivaled noise and vibration mitigation from next-generation Advanced MidSection

### MORE INNOVATIVE AND MORE OPTIONS

- Mercury-engineered digital controls and electro-hydraulic power steering for smooth operation
- Compatible with Mercury Joystick Piloting for Outboards for maximum maneuverability and control
- Enhanced driving experience through Adaptive Speed Control
- Class-leading charging output and battery-management
- Exclusive Advanced Sound Control technology
- The industry's only Top Cowl Service Door makes maintenance easier
- Wide variety of color options to personalize your engine

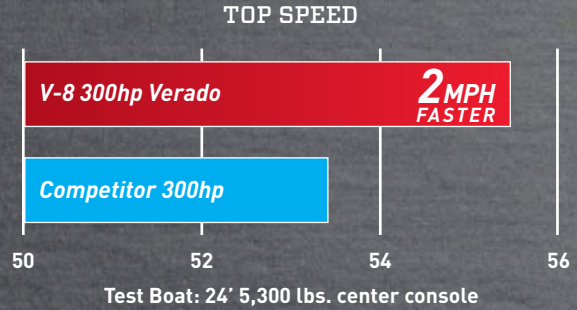
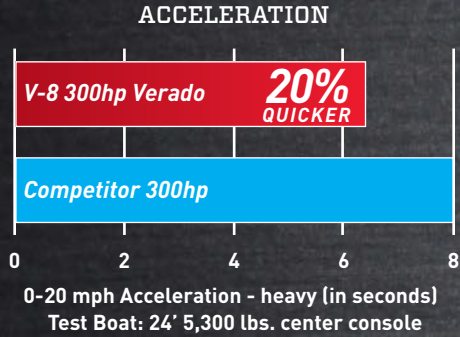


Learn more at [MercuryMarine.com/Verado](https://MercuryMarine.com/Verado)

# Mercury Verado: The world's most refined outboard

## EXHILARATING PERFORMANCE

The new V-8 300hp Verado out-accelerates and outpaces the leading competitor

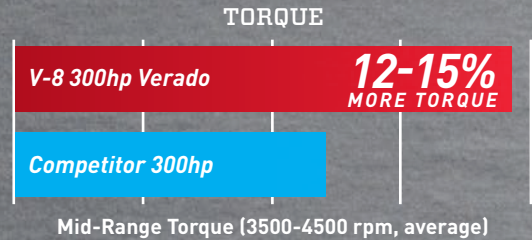
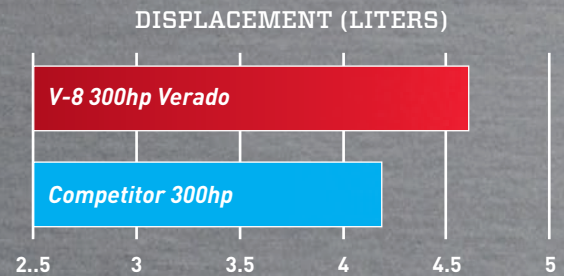


## GREATER DISPLACEMENT AND MORE TORQUE IN A LIGHTWEIGHT, COMPACT PACKAGE

The new 250hp and 300hp Verado outboards boast class-leading 4.6L displacement, resulting in 12-15% more torque than the leading competitor at cruising speed.

Mercury's proprietary Transient Spark technology, which boosts torque by as much as 7% during hole shot by optimizing spark timing and fueling, gets boats on plane quickly.

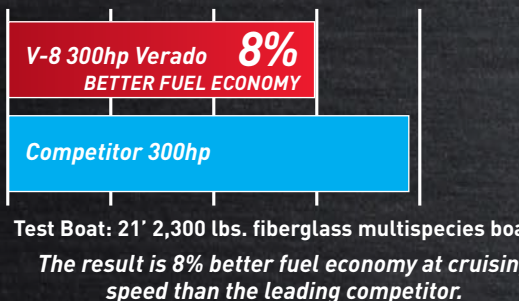
... all that displacement and power are delivered in a compact package with 26-inch mounting centers, perfect for repower and multi-engine options.



## SUPERIOR FUEL ECONOMY

Advanced Range Optimization improves cruise-speed fuel efficiency by automatically adjusting fuel delivery so seamlessly the operator won't feel or hear it.

- Patented closed-loop fuel control uses a wide-range oxygen sensor to optimize air-to-fuel ratio during all operating conditions, an advantage over competing engines that employ narrow-range sensors.



## VERADO'S WORLD-CLASS SMOOTH AND QUIET OPERATION

The new V-8 250-300hp Verado outboard motors establish a new industry benchmark for smooth and quiet operation. Compared to the leading 300hp four-stroke competitor, the new Verado engines are 20% quieter at idle and 35% quieter at cruise and wide-open throttle, with an incredible 66% less vibration at the helm

## MERCURY JOYSTICK PILOTING

Mercury Verado outboards in multi-engine configurations with Mercury Joystick Piloting offer fingertip control of throttle, shift and steering, so you can dock precisely, safely and with confidence. Move sideways, diagonally or spin the boat on its own axis with total control in wind or current. Joystick Piloting for Verado outboards is part of a complete SmartCraft® package that includes SmartCraft® Digital Throttle & Shift (DTS), Skyhook® Digital Anchor, Integrated AutoPilot, and VesselView® 4 or 7 displays.

## INTUITIVE, INNOVATIVE FEATURES

With Adaptive Speed Control, the new Mercury V-8 Verado maintains a desired rpm level regardless of changes in load or condition (such as rough conditions, tight turns, tow sports, and lower speeds on plane) without requiring frequent adjustments to the throttle lever position – a first for the outboard industry. The result is increased throttle response and a “sportier” feel for the driver.


Class-leading high-capacity, high-power alternator delivers 20 amps net at idle and 115 amps total at wide open throttle – perfect for boats with multiple electronic devices.

*Idle Charge battery-management:* When battery voltage is reduced, the engine will automatically increase idle rpm to boost alternator output and recharge low batteries to the proper level, keeping operators from draining their batteries while trolling and operating electronic devices.




### COWL SEALING SYSTEM

- Multiple sealing features prevent engine noise from escaping the cowl and keep moisture out



### NOISE MANAGEMENT

- Tuned multi-chamber air intake minimizes airborne noise
- Fuel injector covers reduce high-frequency noise
- Multi-chamber idle relief system tuned to provide lowest idle noise




### NEXT-GENERATION ADVANCED MIDSECTION

- Multi-piece weld reduces weight and size
- Perimeter mounts provide industry-lowest vibration
- Sound barriers make V-8 Verado the quietest outboard in its segment



### ADVANCED SOUND CONTROL

- Allows users to toggle between ultra-quiet operation and a “throatier” sounding sport mode





Pearl Fusion

Cold Fusion

Warm Fusion

## COLOR OPTIONS PROVIDE ENGINE PERSONALIZATION

Mercury's three shades of white – Pearl Fusion White, Cold Fusion White and Warm Fusion White – and traditional Phantom Black are available on the new 250hp and 300hp Verado outboards.

## EXPANDED COLOR CHOICES

For ultimate personalization, four colors of factory-painted accent panels are available as kits. The panels are made of thin and durable polycarbonate that adhere firmly and provide color harmonization.



Graphite Grey

Mercury Silver

Pacific Blue

Redline Red



## EASY MAINTENANCE

- Industry-exclusive Top Cowl Service Door simplifies routine maintenance with easy oil checks and oil fills without removing the cowl
- Graphic, hour-based maintenance decals under the cowl
- Easy access to all regular maintenance points
- Maintenance-free valve-train for life of the engine

## Specifications

Horsepower	300	250
WOT RPM	5200-6000	5200-6000
Engine Type	V-8	V-8
Displacement	279 CID (4.6L)	279 CID (4.6L)
Induction	32-valve DOHC	32-valve DOHC
Starting	SmartStart Electric	SmartStart Electric
Gear Ratio	1.85:1 or 1.75:1	1.85:1
Alternator	115 amp (1449 watt)	115 amp (1449 watt)
Trim System	Power trim and tilt	Power trim and tilt
Dry Weight*	600lbs (272kg)	600lbs (272kg)
Steering	Integrated electro-hydraulic power steering; JPO (optional)	Integrated electro-hydraulic power steering; JPO (optional)
Shaft Length	20in (508mm) 25in (635mm) 30in (762mm)	20in (508mm) 25in (635mm) 30in (762mm)

\*Lightest-version model

